

UTI Transportation and Logistics Fund

Equity - Sectoral - An open ended equity scheme investing in transportation and logistics sector



Haq, ek behtar zindagi ka.

Sep 2022

Fund Snapshot

	Inception Date	11-Apr-08
	NAV - Growth (₹)	155.8708
	Month End AUM (in ₹ crore)	1,971.88
	Benchmark	Nifty Transp & Logistics TRI
	Expense Ratio - Regular (%)	2.38
	Exit Load	< 30 Days- 1%, ≥ 30 Days- Nil

Investment Objective

The objective of the scheme is to generate long term capital appreciation by investing predominantly in equity and equity related securities of companies engaged in the transportation and logistics sector. However, there can be no assurance or guarantee that the investment objective of the scheme would be achieved.

Investment Overview

UTI Transportation and Logistics Fund is a sector oriented portfolio. The fund predominantly invest in stocks of companies:

- Principally engaged transportation & logistic sector
- Companies engaged in the design, manufacture, distribution or sale of transportation component/services

The fund would be agnostic to market capitalization and may take concentrated exposure to certain stocks or sectors

Fund Manager



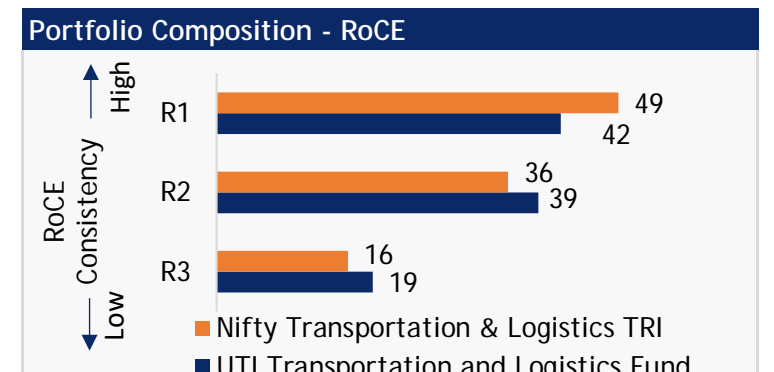
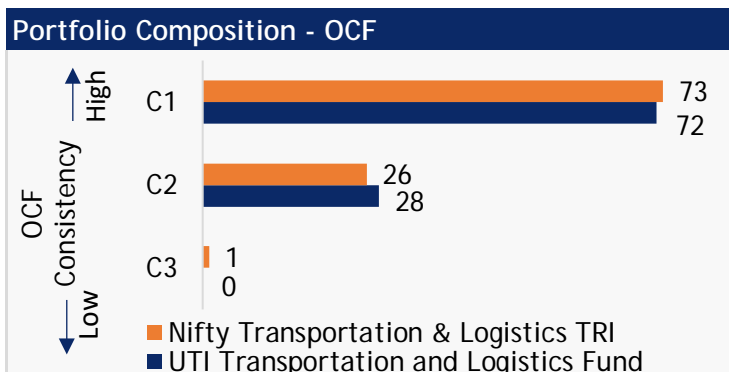
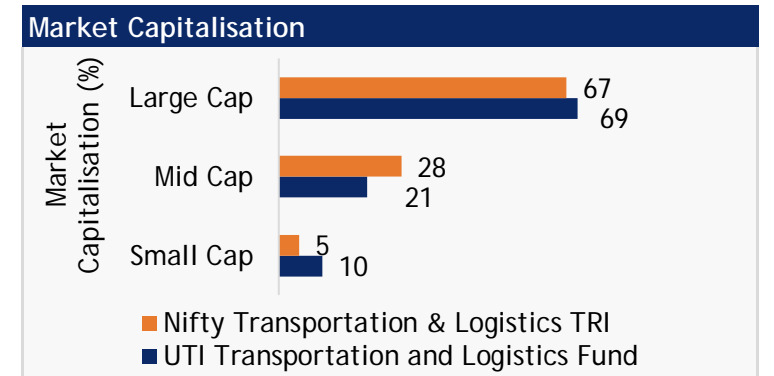

Sachin Trivedi
Managing the Fund Since Sep-16
Total Work Exp: 19 Years
With UTI AMC: 19 Years

Mr. Sachin Trivedi is a Senior Vice President at UTI Asset Management Company Ltd. and Fund manager in the Equities team of the Mutual Fund operations. He also leads the equity research initiative in the capacity of Head (Research).

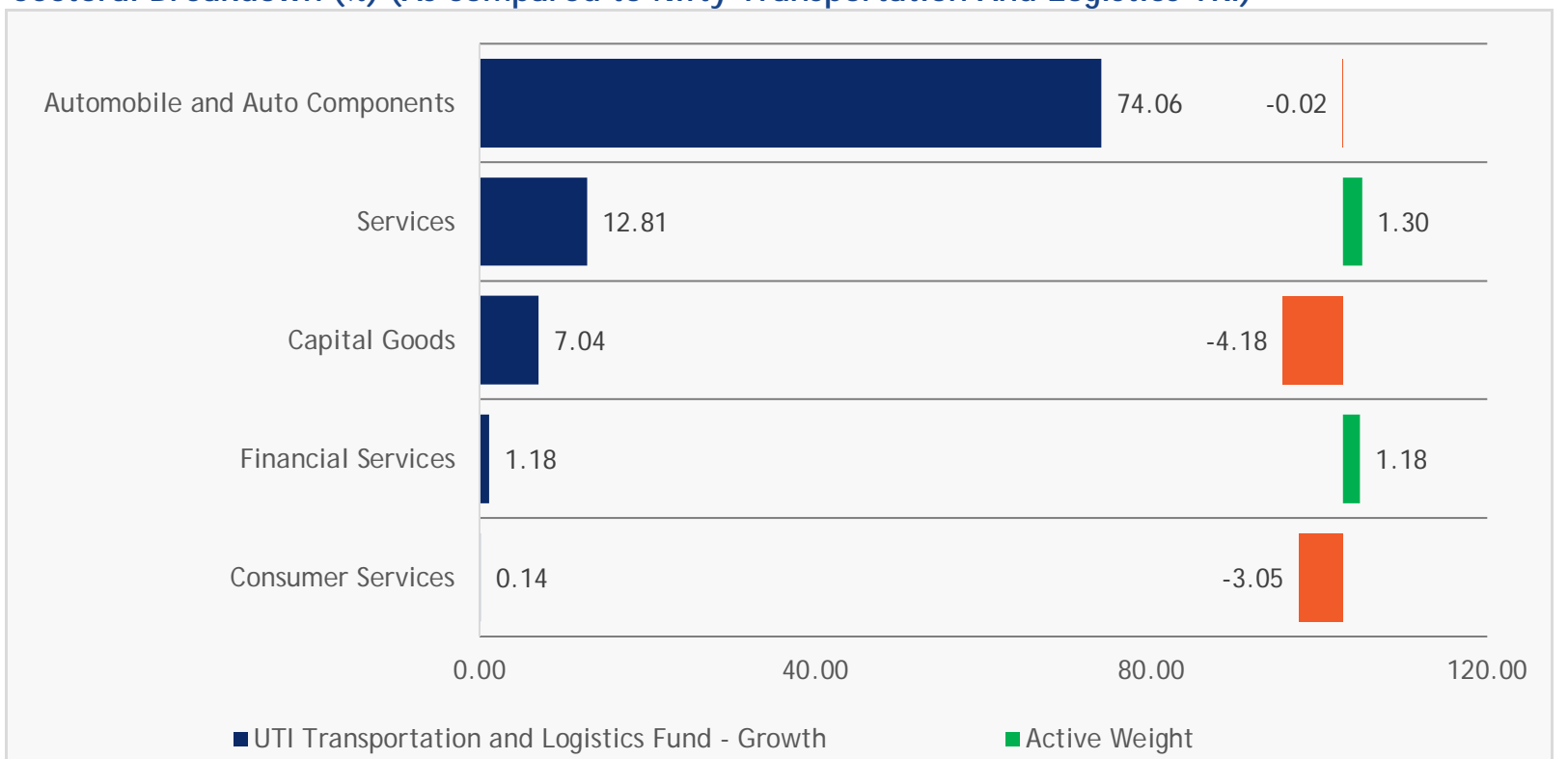
Key Ratios

	Fund	Benchmark
Beta	1.00	1.00
Sharpe Ratio (%)	0.71	--
Standard Deviation (%)	26.09	25.85
Treynor Ratio (%)	18.43	21.85
PTR (Annual) (%)	12.00	--

Portfolio Composition



Sectoral Breakdown (%) (As compared to Nifty Transportation And Logistics TRI)



Portfolio Characteristics

Rating	Aug-22	Jun-22	Mar-22	Dec-21	Sep-21	Jun-21	Mar-21	Dec-20
Total Stocks	34	34	33	32	32	31	31	32
Median Market Cap (₹ Cr.)	143,333	129,595	103,987	105,371	103,940	107,507	101,496	69,972
Market Cap (₹ Cr.)	124,060	115,152	106,211	102,835	101,980	102,030	93,379	88,559
Allocation (%)								
Top 5 Holdings	54.51	58.53	56.10	54.94	54.47	54.15	53.19	53.11
Top 10 Holdings	72.90	76.98	75.98	75.07	76.24	76.49	76.24	75.04
Top 3 Sectors	93.91	96.28	96.34	95.86	96.79	98.72	98.98	98.98

Top 10 Overweight Stocks

Company	% to NAV	Act WI (%)
EICHER MOTORS LTD	9.09	3.64
ASHOK LEYLAND LTD	5.16	2.58
BAJAJ AUTO LTD	7.72	1.54
MINDA CORPORATION LTD	1.27	1.27
MAHINDRA LOGISTICS LTD	1.26	1.26
MAHINDRA & MAHINDRA FIN.	1.18	1.18
VRL LOGISTICS LTD	1.07	1.07
APOLLO TYRES LTD	2.03	1.04
ENDURANCE TECHNOLOGIES	0.98	0.98
MOTHERSON SUMI WIRING	0.96	0.96

Top 10 Underweight Stocks

Company	% to NAV	Act WI (%)
TUBE INVESTMENTS OF INDIA	--	-2.74
IRCTC	--	-2.18
HERO MOTOCORP LTD	2.28	-2.01
BALKRISHNA INDUSTRIES LTD	--	-1.93
MRF LTD	0.55	-1.51
ESCORTS KUBOTA LTD	0.34	-1.31
SKF INDIA LTD	--	-1.31
UNO MINDA LTD	--	-1.27
AIA ENGINEERING LTD	--	-1.20
GRINDWELL NORTON LTD	--	-1.19

Top 5 Entry (Over the month)

Entry	Stock	% to NAV
	NIL	

Top 5 Exit (Over the month)

Exit	Stock	% to NAV
	NIL	

Note: OCF - Operating Cash Flow, ROCE - Return on Capital Employed. # Operating Cash Flow Tiers (C)- 3 Tiers based on the number of years in which they have generated positive operating cash flows in the previous 5 years (for manufacturing companies). RoCE/ Implied RoE Tiers (R) - 3 Tiers based on the previous 5 year average return on capital (for manufacturing companies & non-lending non banking finance companies (NBFCs)) & based on the previous 5 year average return on asset for banks & NBFCs (including housing finance companies). All data are as of August 31, 2022. P/E - Price to Earnings Ratio, P/B - Price to Book Ratio, RoCE - Return on Capital Employed

UTI Transportation and Logistics Fund

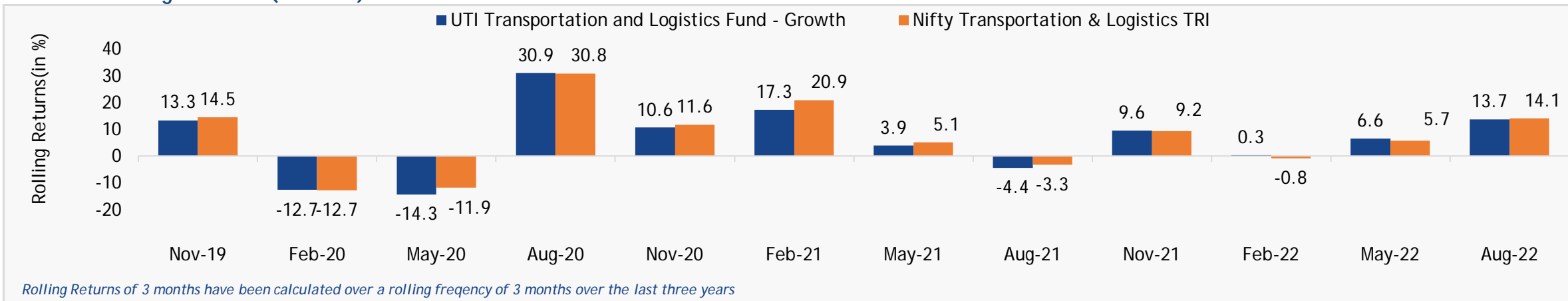
Equity - Sectoral - An open ended equity scheme investing in transportation and logistics sector



Haq, ek behtar zindagi ka.

Sep 2022

3 Month Rolling Returns (3 Years)



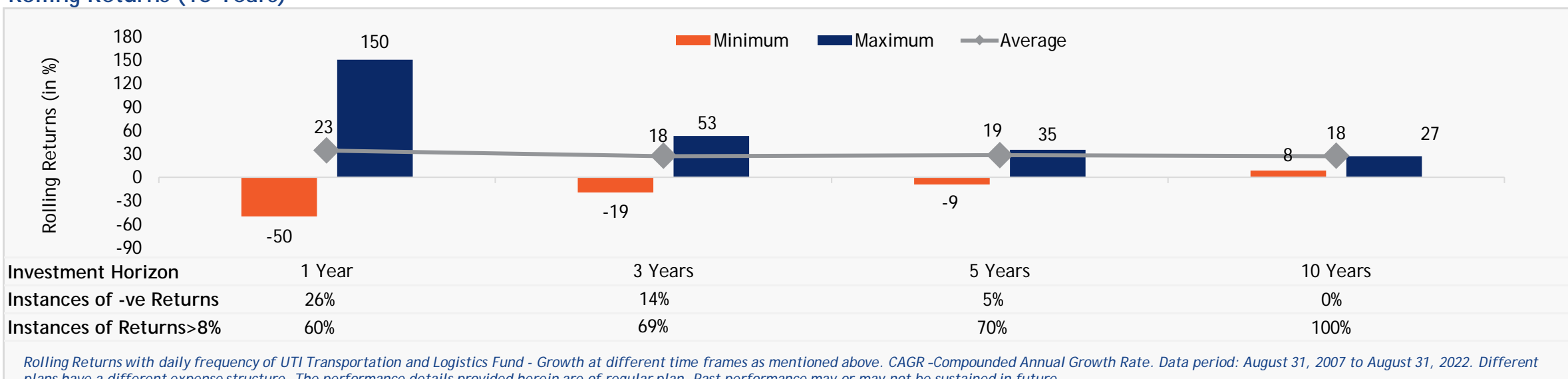
Rolling Returns of 3 months have been calculated over a rolling frequency of 3 months over the last three years

Calendar Year Performance (%)

Fund/Benchmark	2015	2016	2017	2018	2019	2020	2021	2022 (YTD)
UTI Transportation and Logistics Fund - Growth	5.7	4.8	39.6	-19.5	-8.7	11.0	24.3	20.2
Nifty Transportation & Logistics TRI	0.8	10.1	37.9	-18.9	-7.0	15.8	32.4	16.6
Nifty 50 TRI*	-3.0	4.4	30.3	4.6	13.5	16.1	25.6	3.5

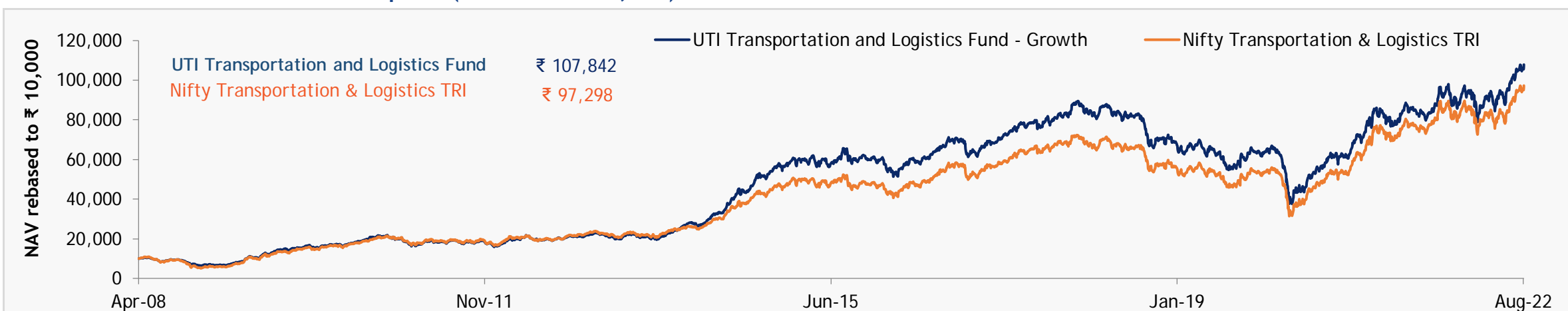
* Additional Benchmark

Rolling Returns (15 Years)



Rolling Returns with daily frequency of UTI Transportation and Logistics Fund - Growth at different time frames as mentioned above. CAGR - Compounded Annual Growth Rate. Data period: August 31, 2007 to August 31, 2022. Different plans have a different expense structure. The performance details provided herein are of regular plan. Past performance may or may not be sustained in future.

Cumulative Performance Since Inception (Growth of ₹ 10,000)



Fund Performance Vs Benchmark

Period	Fund Performance Vs Benchmark			Growth of ₹ 10,000/-		
	Scheme Returns (%)	B: Nifty Transportation And Logistics TRI (%)	AB: Nifty 50 TRI (%)	Scheme Returns (₹)	B: Nifty Transportation And Logistics TRI (₹)	AB: Nifty 50 TRI (₹)
1 Year	29.92	27.27	5.14	12,992	12,727	10,514
3 Years	23.76	27.19	18.63	18,967	20,589	16,703
5 Years	6.78	8.59	13.77	13,884	15,102	19,067
Since Inception [^]	17.96	17.12	10.90	107,842	97,298	44,350

B - Benchmark, AB - Additional Benchmark, TRI - Total Return Index

SIP Performance (Investment of ₹ 10,000 per month)

SIP Investment Period	Investment Amount (₹)	Fund Performance Vs Benchmark			Growth of ₹ 10,000 per month		
		Scheme Returns (%)	B: Nifty Transportation And Logistics TRI (%)	AB: Nifty 50 TRI (%)	Scheme Returns (₹)	B: Nifty Transportation And Logistics TRI (₹)	AB: Nifty 50 TRI (₹)
1 Year	120,000	35.35	37.93	8.74	141,695	143,203	125,555
3 Years	360,000	30.08	31.23	21.13	553,317	561,795	489,950
5 Years	600,000	16.31	17.29	16.45	901,406	923,272	904,434
7 Years	840,000	12.29	12.99	15.39	1,300,898	1,333,727	1,452,922
10 Years	1,200,000	14.69	12.38	14.16	2,586,455	2,285,187	2,514,309
Since Inception [®]	1,720,000	17.51	14.59	13.35	6,813,414	5,353,236	4,838,418

B - Benchmark, AB - Additional Benchmark, TRI - Total Return Index

Who Should Invest?

- Investors willing to increase the risk spectrum with an exposure to a thematic portfolio investing in stocks of companies catering to transportation and logistics sector.
- Investors willing to have a tactical allocation to their overall equity portfolio.
- Investors willing to increase the risk spectrum of their portfolio with an

Investment Horizon

- Ideal for a tactical investment allocation with a time horizon suited to the return expectation of the investor and/or 5 years and above.
- Investment through Systematic Investment Plan (SIP) may help in tackling the volatility of broader equity market.

Why to Invest?

- The Fund is a sector oriented portfolio.
- The fund predominantly invests in stocks of companies.
 - Principally engaged transportation & logistic sector.
 - Companies engaged in the design, manufacture, distribution or sale of transportation component/ services.
- The fund would be agnostic to market capitalization and may take concentrated exposure to certain stocks or sectors.

Note:

Returns < 1 Year are Absolute and ≥ 1 Year are Compounded Annualised: Source: MFI Explorer

Note: Systematic Investment Plan (SIP) returns are worked out assuming investment of ₹ 10,000/- every month at NAV per unit of the scheme as on the first working day for the respective time periods. The loads have not been taken into account. [®] Since Inception returns for SIP is calculated from 01-May-08. Past performance may or may not be sustained in future.

All data points pertain to UTI Transportation and Logistics Fund - Growth: [^]Since Inception returns for fund performance is calculated from 11-Apr-08:

Different plans have a different expense structure. The performance details provided herein are of regular plan. For performance of other funds managed by the fund manager, please refer

<https://bit.ly/UTIMFundPerformanceReportAug2022>

Disclaimers: The information on this document is provided for information purposes only. It does not constitute any offer, recommendation or solicitation to any person to enter into any transaction or adopt any hedging, trading or investment strategy, nor does it constitute any prediction of likely future movements in rates or prices or any representation that any such future movements will not exceed those shown in any illustration. Users of this document should seek advice regarding the appropriateness of investing in any securities, financial instruments or investment strategies referred to on this document and should understand that statements regarding future prospects may not be realized. The recipient of this material is solely responsible for any action taken based on this material. Opinions, projections and estimates are subject to change without notice.

UTI AMC Ltd is not an investment adviser, and is not purporting to provide you with investment, legal or tax advice. UTI AMC Ltd or UTI Mutual Fund (acting through UTI Trustee Company Pvt. Ltd) accepts no liability and will not be liable for any loss or damage arising directly or indirectly (including special, incidental or consequential loss or damage) from your use of this document, howsoever arising, and including any loss, damage or expense arising from, but not limited to, any defect, error, imperfection, fault, mistake or inaccuracy with this document, its contents or associated services, or due to any unavailability of the document or any part thereof or any contents or associated services.

Product Label

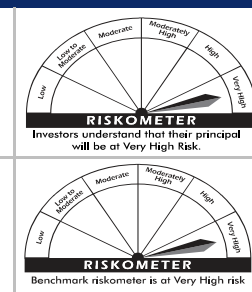
This Product is suitable for investors who are seeking*:

- Long term capital appreciation
- Investment predominantly in equity and equity related securities of the companies engaged in the transportation and logistics sector

* Investors should consult their financial advisor if in doubt about whether the product is suitable for them.

Fund: UTI Transportation and Logistics Fund

Benchmark: Nifty Transportation And Logistics TRI



Distributed by