

UTI CHILDREN'S CAREER FUND - INVESTMENT PLAN

APRIL 2022

An open ended fund for investment for children having a lock-in for at least 5 years or till the child attains age of majority (whichever is earlier).

Investment Objective

The primary objective of the scheme is to generate long term capital appreciation by investing predominantly in equity and equity related securities of companies across the market capitalization spectrum.

However, there is no assurance or guarantee that the investment objective of the Scheme would be achieved.

Date of inception/allotment

30th January, 2008

Fund Manager

Mr. Vishal Chopda, CFA, BE, PGDM (Equity Portfolio)

Fund AUM

Fund Size Monthly Average : ₹ 595.23 Crore
Closing AUM : ₹ 617.30 Crore

High/Low NAV in the month

High Growth Option : ₹ 58.5879
Low Growth Option : ₹ 54.2866

Total Expense Ratio

Regular : 2.78
Direct : 1.60

Minimum Investment Amount

Growth: ₹ 1000/-
IDCW: ₹ 1000/-
Scholarship: ₹ 1000/-

No. of Unit Holding Accounts

52,877

Load Structure

Entry Load : Nil
Exit Load : Nil

Lock In Period

An open ended fund for investment for children having a lock in for at least 5 years - from the date of allotment of units or till child attains age of majority (whichever is earlier).

NAV per unit as on 31st March, 2022

Regular Growth Option : ₹ 58.5879
Regular IDCW Option : ₹ 58.5912
Direct Growth Option : ₹ 62.8021
Direct IDCW Option : ₹ 62.9087

Portfolio Parameters

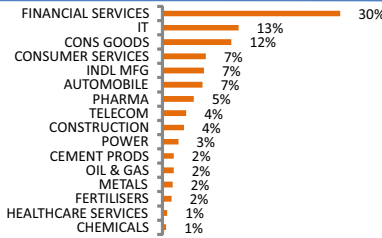
Weighted Average Maturity :-
Yield to Maturity :-
Modified Duration :-

Portfolio as on 31st March, 2022

Portfolio	% to NAV	Rating	Portfolio	% to NAV	Rating
Equity			Electricals Ltd.	1.73	
• Infosys Ltd.	8.00		Cholamandalam Investment & Finance Company Ltd	1.73	
• HDFC Bank Ltd.	7.24		Hindalco Industries Ltd.	1.69	
• ICICI Bank Ltd	7.17		Maruti Suzuki India Ltd.	1.56	
• Axis Bank Ltd.	4.03		Eicher Motors Ltd	1.50	
• Bharti Airtel Ltd.	3.95		Carborandum Universal Ltd.	1.43	
• State Bank Of India	2.26		Sheela Foam Ltd.	1.33	
• Bajaj Finance Ltd.	2.09		Jubilant Food Works Ltd	1.29	
• ITC Ltd.	2.09		Others	41.42	
• Aditya Birla Fashion & Retail Ltd.	2.05		Govt Securities		
• Larsen & Toubro Infotech Ltd	2.01		182D T BILL MAT 21/07/2022	0.15	SOV
Phoenix Mills Ltd	1.86		Net Current assets	1.61	
Tech Mahindra Ltd	1.81		Total	100.00	
Crompton Greaves Consumer					

• Top 10 scrips in the portfolio

Sectoral Breakdown (%)



Portfolio Details

Median Market Cap (₹ Cr)	80,668
Weighted Average Market Cap	2,49,032

All figures given are provisional and unaudited.

Quantitative Indicators

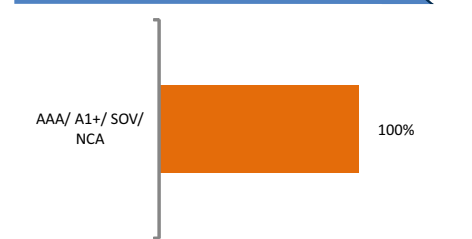
Quantitative Indicators	Fund	Benchmark
Beta	0.94	1
Standard Deviation (Annual)	20.49%	21.37%
Sharpe Ratio	0.58%	
Portfolio Turnover Ratio (Annual)	0.23	

As on 31st March, 2022

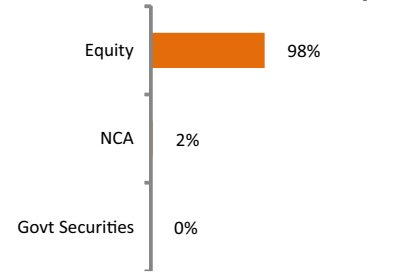
Market Capitalisation (%)

	Large	Mid	Small
Fund	61	21	18

Credit Profile of Debt as on 31st March, 2022



Asset Allocation (% to NAV) as on 31st Mar, 2022



Fund Performance Vs Benchmark (CAGR) as on 31st March, 2022 Growth of ₹ 10000

Period	NAV Growth (%)	Nifty 500 (%)	Nifty 50 (%)	NAV Growth (₹)	Nifty 500 (₹)	Nifty 50 (₹)
1 Year	18.56	22.29	20.26	11,856	12,229	12,026
3 Years	15.75	16.78	15.86	15,514	15,933	15,559
5 Years	13.02	14.55	15.14	18,447	19,730	20,244
Since inception*	11.95	10.28	10.27	49,537	40,032	39,980

Different plans have a different expense structure. The performance details provided herein are of regular plan.

The current fund manager is managing the scheme since Aug-2019

* Compounded annualized growth rate.

For performance details of other Schemes managed by the Fund Manager, please refer the respective Scheme sheets as listed in page 65 in 'Fund Manager Summary'.

Schemes Managed by Mr. Vishal Chopda.

Benchmark for UTI CCP Advantage Fund has been changed from S&P BSE 200 to Nifty 500

SIP Returns as on 31st March, 2022

Period	Investment Amount (₹)	Fund Value (₹)	Nifty 500 (₹)	Nifty 50 (₹)	Yield (%) Fund	Yield (%) Nifty 500	Yield (%) Nifty 50
1 Year	1,20,000	1,23,931	1,27,925	1,28,178	6.17	12.54	12.95
3 Years	3,60,000	5,03,501	5,17,008	5,02,998	23.09	25.03	23.02
5 Years	6,00,000	8,93,919	9,32,343	9,26,133	15.97	17.69	17.41
7 Years	8,40,000	14,15,111	14,86,309	14,75,759	14.65	16.02	15.82
10 Years	12,00,000	25,53,777	26,80,451	25,87,688	14.45	15.36	14.70
15 Years	NA	NA	NA	NA	NA	NA	NA
Since inception	17,00,000	47,16,245	50,01,792	47,85,400	13.34	14.07	13.52

Note: Systematic Investment Plan (SIP) returns are worked out assuming investment of ₹ 10,000/- every month at NAV per unit of the scheme as on the first working day for the respective time periods. The loads have not been taken into account. Past performance may or may not be sustained in future.

For performance details of other Schemes managed by the Fund Manager Summary

Sr. No	Name of the Fund Manager and Overall Experiences in number of year	Funds Managed	Performance data refer page no.
1	Mr. Vetri Subramaniam, 27	UTI Multi Asset Fund UTI Focused Equity Fund	32 17
2	Mrs. Swati Kulkarni, 34	UTI Mastershare Unit Scheme UTI MNC Fund UTI Dividend Yield Fund UTI-Master Equity Plan Unit Scheme	11 17 18
3	Mr. Ajay Tyagi, 18	UTI Unit Linked Insurance Plan (Equity Portion) UTI Flexi Cap Fund (Earlier Known as UTI EQUITY FUND)	35 13
4	Mr. V Srivatsa, 19	UTI Core Equity Fund UTI Healthcare Fund UTI Hybrid Equity Fund (Along with Mr. Sunil Madhukar Patil) UTI Equity Savings Fund (Equity Portfolio) UTI Retirement Benefit Pension Fund (Equity Portion) UTI Capital Protection Oriented Schemes (Equity Portion); UTI Dual Advantage Fixed Term Funds (Equity Portion);	12 23 31 36 38
5	Mr Sachin Trivedi, 20	UTI Transportation & Logistic Fund UTI Infrastructure Fund	24 21
6	Mr. Amit Premchandani, 15	UTI Banking and Financial Services Fund UTI Value Opportunities Fund UTI Regular Savings Fund (Equity Portion)	22 14 34
7	Mr. Vishal Chopda, 12	UTI India Consumer Fund UTI Children's Career Fund-Savings Plan (Equity Portion) UTI Children's Career Fund - Investment Plan UTI Long Term Equity Fund (tax Saving)	20 37 39 25
8	Mr. Amandeep Chopra, 28	UTI Regular Savings Fund (Debt Portion) UTI Bond Fund UTI Liquid Cash Plan (along with Mr. Amit Sharma)	34 53 42
9	Mr. Sudhir Agrawal, 21	UTI Short Term Income Fund UTI Floater Fund UTI Dynamic Bond Fund UTI Gilt Fund	47 46 52 54
10	Mr. Ritesh Nambiar, 13	UTI Credit Risk Fund UTI Ultra Short Term Fund UTI Medium Term Fund	50 44 51
11	Mr. Sunil Madhukar Patil, 31	UTI Fixed Maturity Plan, UTI Fixed Term Income Funds, UTI Fixed Income Interval Fund & UTI Fixed Income Interval Fund Series II, UTI Capital Protection Oriented Schemes (Debt Portion), UTI Dual Advantage Fixed Term Funds (Debt Portion), UTI Equity Savings Fund (Debt Portion), UTI Hybrid Equity Fund (Debt Portion), UTI Multi Asset Fund (Debt Portion) UTI Children's Career Fund - Savings Plan (Debt Portion) UTI Retirement Benefit Pension Fund (Debt Portion) UTI Unit Linked Insurance Plan (Debt Portion)	36 31 32 37 38 35
12	Mr. Amit Sharma, 10	UTI Money Market Fund (along with Mr. Anurag Mittal) UTI Arbitrage Fund (along with Mr Sharwan Kumar Goyal) UTI Liquid Cash Plan (along with Mr.Amandeep Chopra) UTI Overnight Fund	43 33 42 41
13	Mr Sharwan Kumar Goyal, 12	UTI Arbitrage Fund (along with Mr. Amit Sharma) UTI Gold Exchange Traded Fund UTI-Nifty Exchange Traded Fund (UTI-Nifty ETF) UTI-Sensex Exchange Traded Fund (UTI-Sensex ETF) UTI Nifty Next 50 ETF UTI S&P BSE Sensex Next 50 ETF UTI Nifty Index Fund UTI Nifty Next 50 Index Fund UTI Bank ETF UTI Nifty200 Momentum 30 Index Fund UTI Multi Asset Fund (Equity/Gold Portion) UTI Sensex Index Fund UTI Nifty Midcap 150 Quality 50 Index Fund UTI S&P BSE Low Volatility Index Fund	33 26 27 28 32 29
14	Mr Ankit Agarwal	UTI Mid Cap Fund (Equity/Gold Portion) UTI SmallCap Fund	15 16
15	Mr. Anurag Mittal	UTI Money Market Fund (Along with Mr. Amit Sharma) UTI Treasury Advantage Fund UTI Banking & PSU Debt Fund UTI Corporate Bond Fund	43 45 48 49