



*Haq, ek behtar zindagi ka.*

UTI Asset Management Company Limited

Conviction. Capabilities. Commitment.

# UTI Ultra Short Term Fund

March 2023



# Fixed Income Market Update

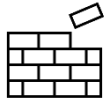
- FY23 of policy normalization was largely a period of repricing of bond yields, subpar returns & flattening of the yield curve.
- The global economy faced a concoction of high inflation, unexpected geo-political shocks, aggressive monetary policy normalization and supply chain disruptions. In India, broader economic activity remained resilient.
- **Global inflation expected to moderate in 2023** as base effects dropout, supply chain normalizes and economic momentum slows down on tight global financial conditions
- **The RBI hiked its policy rates by 250 bps** during FY23 from 4% to 6.5% while retaining “**Withdrawal of Accommodation**” stance.
- RBI could remain on an **extended pause** and expected to wait for a decisive moderation in the inflation and evaluate effects of past rate hikes before it pivots.
- Central banks **closer to their terminal policy rates**; Timing and quantum of rate cuts still uncertain
- Supply of bonds in the new FY24 and an extended pause by the central banks may keep the **rates range bound**

**With global conditions turning benign for fixed income and given the reasonable starting level of real yields, investors may consider strategies that provide accruals.**

# UTI Ultra Short Term Fund – An Overview

- An accrual oriented debt fund positioned to capture yield movement at the shorter end of the curve
- Aims to generate regular income through investment in a portfolio comprising of shorter maturity debt & money market instruments along with tactical exposure to government securities.
- Endeavors to invest predominantly in AAA/A1+/equivalent rated instruments, with 65-100% exposure in issuers having long term AAA/equivalent\* ratings
- The scheme takes some credit exposure in well-researched issuers to augment portfolio returns.
- Intends to maintain a portfolio duration of 3 to 6 months which provides high liquidity and lower interest rate risk.
- Probability of capital erosion and interest rate risk is sought to be reduced by maintaining a lower duration.
- **Preferred Investment Horizon: 3-6 months**

# UTI Fixed Investments: The “GIMS” Framework



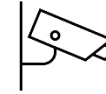
## GATE

- Encompasses **issuer onboarding** through rigorous analysis and research process
- Aims to **build the investment universe** in line with investment policies



## INVESTMENTS

- **Comprehensive** fund strategy framework
- Incorporates:
  - **Fund Strategy** and Style
  - **Risk management** Framework
  - Potential Risk Class Matrix
- Risk Limits are central to strategy
- Experienced team
- Best in class front-office, active monitoring



## MONITORING & SURVEILLANCE

- Monitoring and review of the investment universe
- Market Data Analytics
- Early Warning Signal (EWS) parameters
- Use external sources for added surveillance
- Automation for increased efficiency

A Systematic Approach to Debt Investing

# UTI Ultra Short Term Fund: Fund Strategy Framework



## Macaulay Duration

3-6 Months (SEBI Norm)

## Lowest Rating Threshold

A+

## Short Term Rating Profile

100% A1+

## Max. Exposure at Lowest Rating Threshold

15%

## Long Term Rating Profile

65%-100% AAA

## Perpetual Bonds (AT-1)

Nil

## GSEC Exposure

Basis Investment strategy

AAA Includes AAA(SO), NCA and Sovereign instruments  
Short Term ratings are mapped to Issuer long term ratings

5 Rating profile asset allocation will be subject to SEBI Guidelines/AMFI best practices from time to time (E.g. LC-CRaR)

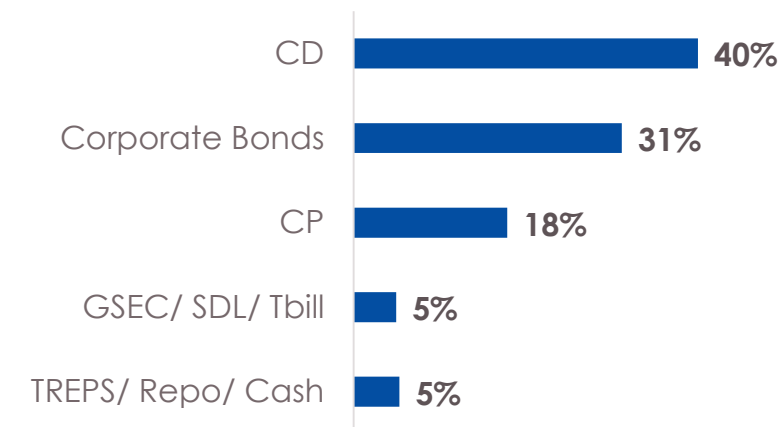
# Portfolio Update

## Top-10 Issuers (Non-Sovereign)

Issuer Name	Rating	% NAV
HDFC Bank Ltd	A1+/AAA	9.79
Canara Bank	A1+/AAA	7.48
NABARD	A1+/AAA	6.16
HDFC Ltd	A1+/AAA	6.09
ICICI Bank Ltd	A1+/AAA	4.94
Embassy Office Parks REIT	AAA	3.81
Federal Bank Ltd	A1+/AA+	3.74
IDFC First Bank Ltd	A1+/AA	3.69
Kotak Mahindra Bank Ltd	A1+/AAA	3.42
Kotak Mahindra Prime Ltd	AAA	3.28
<b>Total Top-10</b>		<b>52.40</b>

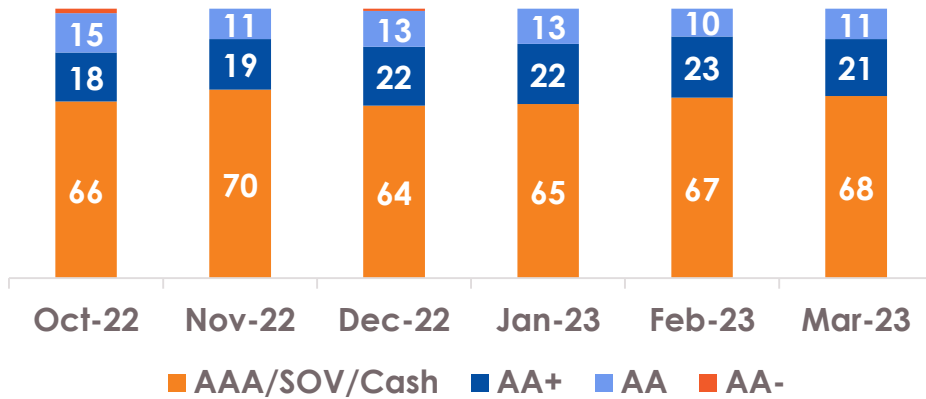
## Portfolio Quants

AUM	1,954 Cr
YTM*	7.57%
Average Maturity	178 Days
Modified Duration	173 Days
Macaulay Duration	176 Days

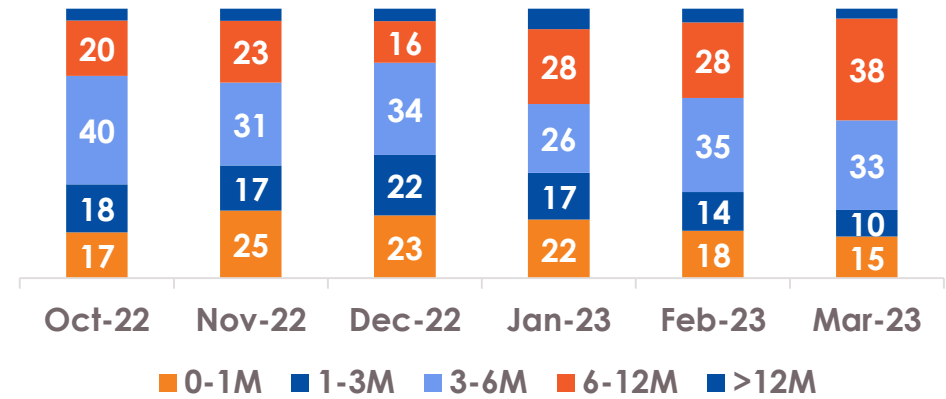


# Portfolio Trend

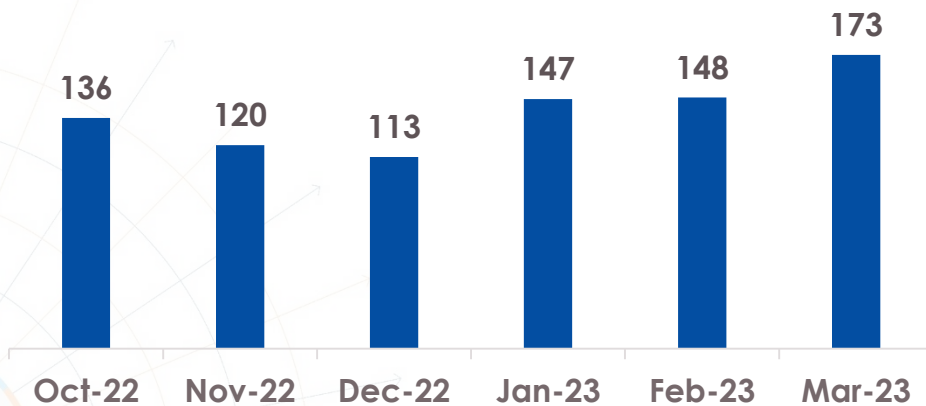
### Rating Profile (%)



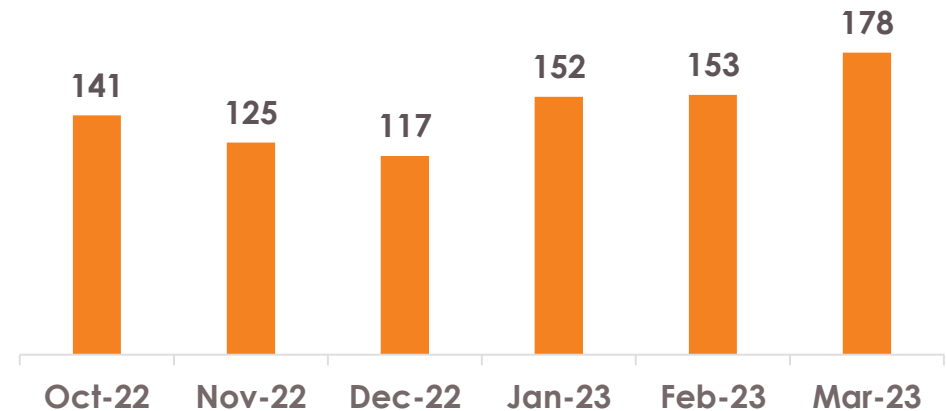
### Maturity Profile (%)



### Modified Duration (Days)



### Average Maturity (Days)



# Why invest in UTI Ultra Short Term Fund?

---

- ✓ A well diversified high quality portfolio duration between 3 to 6 months to provide high degree of liquidity and reasonable income.
- ✓ The scheme also invests in good quality spread assets to generate accrual income.
- ✓ Probability of capital erosion is low as interest rate risk is sought to be minimized by maintaining an ultra short term duration.
- ✓ The scheme offers lower volatility as compared to longer duration funds.



# Who should invest?

---

- ✓ Investors looking towards reasonable returns and liquidity over the near to short term.
- ✓ Investors looking to augment their returns from other short term traditional savings avenues.
- ✓ Investors who are looking for systematic transfer plan to equity oriented schemes.
- ✓ Investors having an investment horizon of 3-6 months.

# An Overview of Fund Performance

Period	Returns (%)			Growth of ₹10,000/- (INR)		
	Scheme	B: CRISIL Ultra Short Duration Debt B-I Index	AB: CRISIL 1 Year T-Bill Index	Scheme	B: CRISIL Ultra Short Duration Debt B-I Index	AB: CRISIL 1 Year T-Bill Index
1 Year	4.98	6.13	4.49	10,498	10,613	10,449
3 Years	5.38	5.24	4.30	11,702	11,656	11,346
5 Years	5.15	6.21	5.53	12,856	13,518	13,090
Since Inception*	6.80	7.24	5.83	36,308	39,354	30,362

B - Benchmark, AB - Additional Benchmark

Assuming that all payouts during the period have been reinvested in the units of the scheme at the immediate ex-div NAV. Returns are computed on Compounded Annualized Growth Returns (CAGR) basis as on March 31, 2023. The performance details provided herein are of regular plan growth options. Different plans have different expense structures. Since Inception returns calculated from 29-Aug-2003. Mr. Ritesh Nambiar is managing the scheme since Jul 2015. **Past performance may or may not be sustained in the future.** Source: ICRA MFI Explorer

# Performance of other schemes managed by Fund Manager

Scheme	Benchmark	1 Year		3 Years		5 Years	
		Scheme	Benchmark	Scheme	Benchmark	Scheme	Benchmark
UTI Credit Risk Fund	CRISIL Credit Risk Debt C-II Index	4.38	6.96	7.13	8.32	-1.81	8.78
UTI Medium Term Fund	CRISIL Medium Duration Debt B-III Index	3.37	4.03	4.34	6.84	3.91	7.46



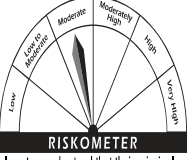



- Mr. Ritesh Nambiar manages 3 open-ended schemes of UTI Mutual Fund.
- Period of which the scheme's performance has been provided is computed based on the last day of the month's end preceding the date of advertisement.
- Compounded annualized performance of Regular Plan – Growth Option as of March 31, 2023 given.
- Different plans shall have different expense structures.
- **Past performance may or may not be sustained in the future.**

# Fund Facts

<b>Investment Objective</b>	<p>The investment objective of the scheme is to generate reasonable income with low volatility through investment in a portfolio comprising of debt &amp; money market instruments.</p> <p>However there can be no assurance that the investment objective of the Scheme will be achieved. The Scheme does not guarantee / indicate any returns.</p>
<b>Type of Scheme</b>	<p>An open ended ultra-short term debt scheme investing in instruments such that the macaulay duration of the portfolio is between 3 months and 6 months. A Moderate Interest Rate Risk and Moderate Credit Risk.</p>
<b>Inception Date</b>	<p>August 29, 2003</p>
<b>Fund Manager</b>	<p>Ritesh Nambiar (Since July 2015)</p>
<b>Benchmark</b>	<p>CRISIL Ultra Short Duration Debt B-I Index</p>
<b>Load Structure</b>	<p>Entry Load: Not Applicable Exit Load: NIL</p>
<b>Minimum Application Amount</b>	<p><b>Initial Purchase:</b> ₹500 (Growth Option), ₹20,000 (Other Options), and in multiples of ₹1 <b>Additional Purchas:</b> ₹500 and in multiples of ₹1/-</p>

For further details, please refer to the Scheme Information Document available on the website [www.utimf.com](http://www.utimf.com)

# Product Label & Riskometer

Scheme Name	Benchmark Name	This product is suitable for investors who are seeking*	Scheme Riskometer#	Benchmark Riskometer
<p><b>UTI Ultra Short Term Fund</b></p> <p>An open ended ultra-short term debt scheme investing in instruments such that the Macaulay duration of the portfolio is between 3 months and 6 months. A Moderate Interest Rate Risk and Moderate Credit Risk</p>	<p>CRISIL Ultra Short Duration Debt B-I Index</p>	<ul style="list-style-type: none"> <li>Reasonable income with low volatility over short term</li> <li>Investment in debt &amp; money market instruments</li> </ul>	 <p><b>RISKOMETER</b> Investors understand that their principal will be at Moderate Risk.</p>	 <p><b>RISKOMETER</b> Benchmark riskometer is at Moderate Risk.</p>
<p><b>UTI Medium Term Fund</b></p> <p>An open ended medium term debt scheme investing in instruments such that the Macaulay duration of the portfolio is between 3 years and 4 years. A Relatively High Interest Rate Risk and Relatively High Credit Risk</p>	<p>CRISIL Medium Duration Debt B-III Index</p>	<ul style="list-style-type: none"> <li>Reasonable income over the medium to long term</li> <li>Investment in Debt &amp; Money Market Instruments</li> </ul>	 <p><b>RISKOMETER</b> Investors understand that their principal will be at Moderate Risk.</p>	 <p><b>RISKOMETER</b> Benchmark riskometer is at Moderate Risk.</p>
<p><b>UTI Credit Risk Fund</b></p> <p>An open ended debt scheme predominantly investing in AA and below rated corporate bonds (excluding AA+ rated corporate bonds). A Relatively High interest rate risk and Relatively High Credit Risk.</p>	<p>CRISIL Credit Risk Debt C-II Index</p>	<ul style="list-style-type: none"> <li>Reasonable income and capital appreciation over medium to long term</li> <li>Investment in debt and money market instruments</li> </ul>	 <p><b>RISKOMETER</b> Investors understand that their principal will be at Moderately High Risk.</p>	 <p><b>RISKOMETER</b> Benchmark riskometer is at High Risk.</p>

\*Investors should consult their financial advisers if in doubt about whether the product is suitable for them.

#Risk-o-meter for the fund is based on the portfolio ending March 31, 2023. The Risk-o-meter of the fund/s is/are evaluated on monthly basis and any changes to Risk-o-meter are disclosed vide addendum on monthly basis, to view the latest addendum on Risk-o-meter, please visit addenda section on <https://utimf.com/forms-and-downloads/>

# Potential Risk Class Matrix

Credit Risk →	Relatively Low (Class A)		Moderate (Class B)		Relatively High (Class C)	
Interest Rate Risk ↓						
<b>Relatively Low (Class I)</b>	A-I	-	B-I	-	C-I	-
<b>Moderate (Class II)</b>	A-II	-	B-II	UTI Ultra Short Term Fund	C-II	-
<b>Relatively High (Class III)</b>	A-III	-	B-III	-	C-III	UTI Medium Term Fund UTI Credit Risk Fund

# Disclaimer

---

REGISTERED OFFICE: UTI Tower, 'GN' Block, Bandra Kurla Complex, Bandra (E), Mumbai - 400051. Phone: 022 – 66786666. UTI Asset Management Company Ltd (Investment Manager for UTI Mutual Fund) Email: invest@uti.co.in. (CIN-U65991MH2002GOI137867). For more information, please contact the nearest UTI Financial Centre or your AMFI/NISM certified UTI Mutual Fund Independent Financial Advisor (IFA) for a copy of the Statement of Additional Information, Scheme Information Document, and Key Information Memorandum cum Application Form.

Disclaimers: The information on this document is provided for information purposes only. It does not constitute any offer, recommendation, or solicitation to any person to enter into any transaction or adopt any hedging, trading, or investment strategy, nor does it constitute any prediction of likely future movements in rates or prices or any representation that any such future movements will not exceed those shown in any illustration. Users of this document should seek advice regarding the appropriateness of investing in any securities, financial instruments, or investment strategies referred to in this document and should understand that statements regarding future prospects may not be realized. The recipient of this material is solely responsible for any action taken based on this material. Opinions, projections, and estimates are subject to change without notice.

UTI AMC Ltd is not an investment adviser and is not purporting to provide you with investment, legal, or tax advice. UTI AMC Ltd or UTI Mutual Fund (acting through UTI Trustee Company Pvt. Ltd) accepts no liability and will not be liable for any loss or damage arising directly or indirectly (including special, incidental, or consequential loss or damage) from your use of this document, howsoever arising, and including any loss, damage or expense arising from, but not limited to, any defect, error, imperfection, fault, mistake or inaccuracy with this document, its contents or associated services, or due to any unavailability of the document or any part thereof or any contents or associated services.

The fund Strategy shown is subject to change with respect to peer-set and benchmark. Limits mentioned are internal prudential norms. For asset allocation and related details, please refer to the Scheme Information Document of the respective schemes.

**Mutual Fund Investments are subject to market risks, read all scheme related documents carefully.**